

Coupe International des pyrenées 2025

PAU, France

08/03/2025

Heats - Results

Kayak Men (MK1)

OFFICIAL


















































Rk	Bib	Name	Nation	Split1	Rk/Split	Split2	Rk/Split	Time	Penalt...	T.Time	Diff	FA/B
1	250	KREJCI JAKUB	CZE	24.66	1	47.23	7	1:29.16	0	89,16	00.00	A
2	187	PAJAUD JULIEN	FRA	25.60	17	46.90	5	1:30.08	0	90,08	+00.92	A
3	243	TRAVE MIQUEL	ESP	25.17	6	47.85	12	1:30.36	0	90,36	+01.20	A
4	215	ESTANGUET TITOUAN	FRA	25.69	20	47.22	6	1:28.52	2	90,52	+01.36	A
5	253	DELIASSUS ANATOLE	FRA	24.80	2	46.49	4	1:30.64	0	90,64	+01.48	A
6	210	CORNU MARTIN	FRA	25.40	10	48.21	16	1:31.60	0	91,60	+02.44	A
7	235	DESNOS MATHIEU	BRA	25.49	12	47.32	9	1:31.71	0	91,71	+02.55	A
8	252	DOUGOUD MARTIN	SUI	25.88	23	47.88	14	1:30.00	2	92,00	+02.84	A
9	234	LLORENTE DAVID	ESP	25.26	7	47.28	8	1:32.29	0	92,29	+03.13	A
10	209	PALEAU-BRASSEUR EDGAR	FRA	25.27	8	48.64	27	1:32.32	0	92,32	+03.16	A
11	228	LEAVER SAM	GBR	24.88	3	47.86	13	1:32.33	0	92,33	+03.17	A
12	245	FERRAZZI XABIER	ITA	25.68	19	48.62	26	1:30.58	2	92,58	+03.42	A
13	230	DE COSTER GABRIEL	BEL	26.21	34	47.80	11	1:33.30	0	93,30	+04.14	B
14	241	RENIA BENJAMIN	FRA	25.15	5	47.97	15	1:31.35	2	93,35	+04.19	B
15	236	VUITTON LEO	FRA	26.07	29	48.89	32	1:33.41	0	93,41	+04.25	B
16	233	PASIUT MICHAL	POL	25.47	11	48.68	28	1:33.72	0	93,72	+04.56	B
17	206	RUDORFER MARTIN	CZE	26.66	52	48.21	17	1:33.79	0	93,79	+04.63	B
18	247	TOMINC LAN	SLO	27.73	88	50.75	66	1:33.87	0	93,87	+04.71	B
19	232	BIAZZO MATHIEU	FRA	25.56	16	48.47	22	1:34.29	0	94,29	+05.13	B
20	238	ROHRER JAN	SUI	25.93	26	49.24	36	1:34.41	0	94,41	+05.25	B
21	239	BEDA MARCELLO	ITA	26.49	45	49.74	44	1:34.69	0	94,69	+05.53	B
22	199	DEBLIQUY MEWEN	FRA	26.89	62	50.11	52	1:34.80	0	94,80	+05.64	B
23	248	POLACZYK MATEUSZ	POL	25.53	15	48.77	30	1:32.90	2	94,90	+05.74	B
24	227	HELLO JORIS	FRA	25.98	27	50.39	59	1:35.05	0	95,05	+05.89	B
25	226	KUDER MARUSIC VID	SLO	26.47	44	50.53	61	1:35.33	0	95,33	+06.17	B
26	225	LOCNIKAR JAN	SLO	26.37	40	49.67	43	1:33.46	2	95,46	+06.30	B
27	203	ALVARENGA FREDERICO	POR	26.25	37	47.66	10	1:33.61	2	95,61	+06.45	B
28	244	LEITNER MARIO	AUT	26.73	55	49.57	42	1:33.80	2	95,80	+06.64	B
29	124	CLOTET JUANMARTI FAUST	ESP	26.95	65	50.36	58	1:33.96	2	95,96	+06.80	B
30	165	TRIOMPHE IANIS	FRA	25.27	9	48.58	24	1:34.12	2	96,12	+06.96	B
31	229	MARX DIMITRI	SUI	27.16	71	50.68	64	1:36.13	0	96,13	+06.97	B
32	200	MCDONALD EDWARD	GBR	26.75	57	49.83	46	1:36.18	0	96,18	+07.02	B
33	246	ECHANIZ PAU	ESP	26.12	30	48.28	18	1:34.24	2	96,24	+07.08	B
34	242	CHIARELLO GELINDO	SUI	26.42	42	49.99	51	1:36.62	0	96,62	+07.46	B
35	214	NOVAK MATYAS	CZE	25.49	13	45.89	3	1:36.73	0	96,73	+07.57	B
36	194	VENC STEPAN	CZE	25.77	21	49.48	40	1:34.76	2	96,76	+07.60	B
37	197	HERVAULT MAEL	FRA	26.51	47	49.98	49	1:32.97	4	96,97	+07.81	B
38	231	KANCLER TINE	SLO	25.11	4	48.46	21	1:35.19	2	97,19	+08.03	B
39	135	KRATOCHVIL LUKAS	CZE	26.22	35	48.40	19	1:35.35	2	97,35	+08.19	B
40	213	MUNSCH MANUEL	SUI	27.19	73	50.29	57	1:37.59	0	97,59	+08.43	B
41	192	UKALOVIC THOMAS	CRC	28.13	100	51.21	73	1:37.68	0	97,68	+08.52	B
42	217	BALDONI ALEX	CAN	26.36	39	49.81	45	1:35.84	2	97,84	+08.68	B
43	160	BENINI GINO	FRA	26.70	54	49.51	41	1:36.14	2	98,14	+08.98	B
44	207	KOPECEK MICHAL	CZE	27.03	67	51.14	70	1:38.53	0	98,53	+09.37	B
45	196	OTEIZA UNAI	FRA	25.84	22	48.43	20	1:35.08	4	99,08	+09.92	B
45	224	BARZON TOMMASO	ITA	27.05	69	49.29	38	1:35.08	4	99,08	+09.92	B
47	148	FARRAN MIQUEL	ESP	25.51	14	50.42	60	1:37.38	2	99,38	+10.22	B

Coupe International des pyrenées 2025

PAU, France

08/03/2025

Heats - Results

Rk	Bib	Name	Nation	Split1	Rk/Split	Split2	Rk/Split	Time	Penalt...	T.Time	Diff	FA/B
48	221	AUBERTIN MAXIME	BEL 	26.68	53	50.76	67	1:37.79	2	99,79	+10.63	B
49	125	AFONSO AXEL	ESP 	28.47	108	52.22	84	1:39.80	0	99,80	+10.64	B
50	205	PANICO TOMMASO	ITA 	26.49	46	51.16	72	1:37.85	2	99,85	+10.69	B
51	188	CUNHA JOAO	POR 	27.50	81	51.14	71	1:39.95	0	99,95	+10.79	B
52	198	DEBLIQUY ELOUAN	FRA 	26.76	58	50.60	63	1:36.06	4	100,06	+10.90	B
53	218	JACOB LUCAS	POR 	26.27	38	48.59	25	1:38.34	2	100,34	+11.18	B
54	222	BREMER TIMEO	GER 	25.92	25	48.50	23	1:38.37	2	100,37	+11.21	B
55	219	PETRUSHEV ANGEL	MK 	26.87	60	51.45	77	1:40.54	0	100,54	+11.38	B
56	122	BROSSAT AXEL	FRA 	25.64	18	50.14	54	1:39.16	2	101,16	+12.00	B
57	237	ROHRER PITT	SUI 	27.29	74	52.32	86	1:39.44	2	101,44	+12.28	B
58	108	PRIGENT EDGAR	FRA 	26.45	43	49.18	35	1:37.47	4	101,47	+12.31	B
59	193	SAVLI JAKOB	SLO 	27.42	79	51.88	79	1:39.86	2	101,86	+12.70	B
60	176	ARRUABARRENA JAVIER	ESP 	27.96	94	52.82	93	1:42.42	0	102,42	+13.26	B
61	172	RIVAL-NEGREVERGNE QUENTIN	FRA 	27.66	86	52.89	96	1:40.46	2	102,46	+13.30	B
62	154	SVEJD JACHYM	CZE 	26.79	59	50.17	56	1:40.72	2	102,72	+13.56	B
63	191	SWETNAM HUW	GBE 	26.87	61	52.25	85	1:40.87	2	102,87	+13.71	
64	184	MASTALSKI MIKOLAJ	POL 	29.41	123	52.48	89	1:41.03	2	103,03	+13.87	
65	174	PEREZ ELLIOT	FRA 	27.89	93	51.36	75	1:43.12	0	103,12	+13.96	
66	171	CHETOUI THEO	FRA 	28.45	106	51.71	78	1:41.71	2	103,71	+14.55	
67	179	PANZER MARTIN	CZE 	27.81	90	52.84	94	1:41.84	2	103,84	+14.68	
68	178	DELAGE-GAREZ FANTIN	FRA 	26.74	56	52.86	95	1:41.97	2	103,97	+14.81	
69	144	COLIN AXEL	FRA 	27.71	87	53.03	99	1:42.54	2	104,54	+15.38	
70	202	FEDORENKO OLEKSANDR	UKR 	28.15	101	52.67	90	1:40.75	4	104,75	+15.59	
71	185	ZEITLHOFFER SIMON	AUT 	29.06	115	52.81	92	1:42.85	2	104,85	+15.69	
72	201	KREMSLEHNER MORITZ	AUT 	27.89	92	51.89	80	1:42.89	2	104,89	+15.73	
73	126	POURADIER COLIN	FRA 	28.52	109	57.02	130	1:43.13	2	105,13	+15.97	
74	177	CIAGLO MICHAL	POL 	26.93	64	53.99	109	1:45.29	0	105,29	+16.13	
75	114	HERNANZ SAMUEL	ESP 	28.19	103	53.39	104	1:41.49	4	105,49	+16.33	
76	131	PUY IAN	ESP 	27.33	75	52.94	98	1:41.58	4	105,58	+16.42	
77	175	GUERIN REDON MARIUS	FRA 	29.15	118	53.18	100	1:41.62	4	105,62	+16.46	
78	189	FEHLMANN NICOLAS	SUI 	27.37	77	52.22	82	1:43.83	2	105,83	+16.67	
79	128	LAIN ERIC	ESP 	28.15	102	53.19	101	1:44.37	2	106,37	+17.21	
80	183	AGUILERA JAUME	ESP 	27.03	68	50.13	53	1:42.40	4	106,40	+17.24	
81	173	HANRAHAN JONAH	GBE 	27.10	70	56.48	124	1:42.65	4	106,65	+17.49	
82	157	MATVIENKO ROSTYSLAV	UKR 	29.29	121	55.79	120	1:44.85	2	106,85	+17.69	
83	95	PUCHEU TOM	FRA 	29.31	122	54.61	112	1:45.01	2	107,01	+17.85	
84	170	UHLIK JAN	CZE 	27.59	84	50.86	68	1:43.36	4	107,36	+18.20	
85	140	PERILHOU NATANAEL	FRA 	28.08	97	51.32	74	1:41.40	6	107,40	+18.24	
86	97	RAOUL JULES	FRA 	27.16	72	53.28	103	1:43.67	4	107,67	+18.51	
87	164	FOZ DIDAC	ESP 	27.38	78	00.63	1	1:43.88	4	107,88	+18.72	
88	155	DEUS OIHAN	ESP 	28.09	98	52.94	97	1:44.02	4	108,02	+18.86	
89	251	OSCHMAUTZ FELIX	AUT 	26.57	49	50.72	65	1:46.67	2	108,67	+19.51	
90	212	NOVAK VACLAV	CZE 	27.03	66	49.84	47	1:45.27	4	109,27	+20.11	
91	104	EGRAZ YUHA	FRA 	28.70	110	59.10	141	1:47.43	2	109,43	+20.27	
92	190	ANDEREGG NOE	SUI 	29.09	117	53.58	105	1:45.61	4	109,61	+20.45	
93	168	FROHLICH JACHYM	CZE 	29.08	116	54.81	114	1:46.38	4	110,38	+21.22	
94	103	FARRAS ANIOL	ESP 	28.00	95	53.98	108	1:46.43	4	110,43	+21.27	
95	143	TILINGER TADEJ	SLO 	29.88	131	57.10	131	1:46.49	4	110,49	+21.33	
96	151	LOPEZ RISPA JAN	ESP 	30.58	140	56.83	128	1:48.53	2	110,53	+21.37	

Coupe International des pyrenées 2025

PAU, France

08/03/2025

Heats - Results

Rk	Bib	Name	Nation	Split1	Rk/Split	Split2	Rk/Split	Time	Penalt...	T.Time	Diff	FA/B
96	152	TORRAS THYZZIAN	ESP	28.97	113	54.07	110	1:44.53	6	110,53	+21.37	
98	167	WILHELMER NOAH	AUT	28.38	105	53.28	102	1:48.79	2	110,79	+21.63	
99	153	SVEJD JAN	CZE	29.73	129	56.57	125	1:47.63	4	111,63	+22.47	
100	149	MUNTO SERGI	ESP	29.99	133	55.86	121	1:48.13	4	112,13	+22.97	
101	116	CHECA BARO NIL	AND	31.06	144	56.75	127	1:48.86	4	112,86	+23.70	
102	249	HOCEVAR ZIGA LIN	SLO	26.63	51	49.99	50	1:53.33	0	113,33	+24.17	
103	133	MOYES MAGI	ESP	25.98	28	49.90	48	1:45.55	8	113,55	+24.39	
104	195	SOVKO SERHII	UKR	28.12	99	56.71	126	1:47.59	6	113,59	+24.43	
105	220	OCHOA MANUEL	ESP	26.19	32	49.28	37	1:54.05	0	114,05	+24.89	
106	182	AGUILERA NORBERT	ESP	28.25	104	53.58	106	1:50.21	4	114,21	+25.05	
107	132	LENGUA FERRAN	ESP	30.06	134	55.36	119	1:46.58	8	114,58	+25.42	
108	92	ONOZUKA RYOMA	JPN	29.49	127	56.01	122	1:52.63	2	114,63	+25.47	
109	134	AZPILLAGA OIER	ESP	29.27	120	54.21	111	1:48.93	6	114,93	+25.77	
110	127	HERREROS TONI	ESP	30.42	137	57.69	135	1:53.45	2	115,45	+26.29	
111	117	VILARO MARTI	ESP	29.42	124	59.56	145	1:50.58	8	118,58	+29.42	
112	96	CERCOS ORIOL	ESP	33.20	153	57.64	134	1:55.06	4	119,06	+29.90	
113	180	KASPER DOMINIC	SUI	29.90	132	57.13	132	1:55.45	4	119,45	+30.29	
114	204	IVCHENKO ARTEM	UKR	28.01	96	1:03.26	153	1:53.82	8	121,82	+32.66	
115	141	FIANDER OSSIAN	SWI	29.61	128	57.28	133	1:54.16	8	122,16	+33.00	
116	137	BUENO JULEN	ESP	32.73	151	1:00.65	151	1:54.78	8	122,78	+33.62	
117	130	DEL TESO MARIO	ESP	28.82	112	1:04.02	155	1:57.33	6	123,33	+34.17	
118	93	PETR MARTIN	CZE	30.14	135	56.91	129	2:01.92	2	123,92	+34.76	
119	109	PINHEIRO AFONSO	POR	30.60	141	57.91	137	1:54.35	10	124,35	+35.19	
120	101	LUNA JULEN	ESP	29.48	126	1:00.37	150	1:57.55	8	125,55	+36.39	
121	102	SHCHEHLOV GORDEY	POR	35.33	157	1:03.90	154	2:04.15	4	128,15	+38.99	
122	120	PLANES NIL	ESP	42.53	161	1:07.80	157	2:06.34	10	136,34	+47.18	
123	139	PICAZA MARTIN	ESP	32.68	150	58.61	139	2:02.50	14	136,50	+47.34	
124	100	PEREZ RINCON ALEXIS	VEN	31.01	142	59.21	142	2:17.77	2	139,77	+50.61	
125	113	LIMA ANTONIO	POR	32.87	152	1:08.67	158	2:16.64	4	140,64	+51.48	
126	223	CONTRERAS MANEL	ESP	26.18	31	49.46	39	1:32.63	50	142,63	+53.47	
127	216	ESTANGUET LUKAS	FRA	26.19	33	49.12	33	1:33.85	52	145,85	+56.69	
128	208	PERREAU NOE	FRA	26.25	36	48.71	29	1:34.39	52	146,39	+57.23	
129	240	POPIELA DARIUSZ	POL	26.59	50	48.88	31	1:34.68	52	146,68	+57.52	
130	112	MARTINS PEDRO	POR	35.02	155	1:16.30	161	2:27.19	2	149,19	+1:00.03	
131	147	DIAZ OIER	ESP	27.54	82	51.90	81	1:39.57	50	149,57	+1:00.41	
132	94	LAPEZE MARTIN	FRA	27.78	89	54.94	116	1:43.49	50	153,49	+1:04.33	
133	159	KULCZYCKI MAREK	POL	27.58	83	52.22	83	1:42.66	52	154,66	+1:05.50	
134	91	JEGOU LIAM	IRL	30.39	136	52.77	91	1:43.54	52	155,54	+1:06.38	
135	107	CERQUEIRA RODRIGO	POR	43.11	162	1:11.68	160	2:25.57	12	157,57	+1:08.41	
136	150	MANIET MATHYS	BEL	28.46	107	52.32	87	1:50.61	52	162,61	+1:13.45	
137	211	NOVAK TOBIAS	CZE	29.46	125	52.48	88	1:49.92	54	163,92	+1:14.76	
138	166	TRIOMPHE TIMEO	FRA	35.68	158	1:00.28	149	1:54.06	54	168,06	+1:18.90	
139	145	CASAFONT ARNAU	ESP	32.15	148	1:00.13	147	1:54.64	54	168,64	+1:19.48	
140	136	DESCOT VALERIAN	FRA	28.76	111	54.72	113	1:52.85	58	170,85	+1:21.69	
141	181	CHEVALLIER FELIX	FRA	26.93	63	51.08	69	1:57.16	54	171,16	+1:22.00	
142	169	CRAMPES THOMAS	FRA	31.77	145	56.33	123	1:49.72	62	171,72	+1:22.56	
143	158	SANTACRUZ UNAI	ESP	27.84	91	55.08	117	1:53.89	60	173,89	+1:24.73	
144	142	POLISHCHUK BOHDAN	UKR	35.20	156	1:02.77	152	1:58.02	60	178,02	+1:28.86	
145	99	VARELA VALENTIN	ESP	27.61	85	58.44	138	2:03.32	56	179,32	+1:30.16	

Coupe International des pyrenées 2025

PAU, France

08/03/2025

Heats - Results

Rk	Bib	Name	Nation	Split1	Rk/Split	Split2	Rk/Split	Time	Penalt...	T.Time	Diff	FA/B
146	129	GOMEZ HECTOR	ESP 	32.22	149	59.02	140	1:58.43	62	180,43	+1:31.27	
147	115	L Aidins Linards	LAT 	32.13	146	1:11.39	159	2:12.41	58	190,41	+1:41.25	
148	105	MESMOUDI ADRIEN	FRA 	26.51	48	50.14	55	1:36.63	100	196,63	+1:47.47	
149	161	KONOVCHENKO NIKITA	UKR 	31.03	143	59.47	144	2:22.61	58	200,61	+1:51.45	
150	119	LATIMIER LUCAS	FRA 	26.40	41	49.13	34	1:35.02	106	201,02	+1:51.86	
151	121	ADER ERIK	GER 	34.11	154	1:05.99	156	2:19.46	62	201,46	+1:52.30	
152	186	WILLIAMS GWION	GBR 	27.36	76	51.44	76	1:45.57	100	205,57	+1:56.41	
153	156	KRACHKO ARKHYP	UKR 	29.20	119	55.09	118	1:43.65	104	207,65	+1:58.49	
154	118	ADISSON GAEL	FRA 	25.89	24	50.56	62	1:41.72	106	207,72	+1:58.56	
155	98	DETHEVE ALRIC	FRA 	29.05	114	53.74	107	1:46.26	104	210,26	+2:01.10	
156	123	CESAR SIMAO	POR 	30.42	138	57.69	136	1:55.43	104	219,43	+2:10.27	
157	146	CASAFONT POL	ESP 	32.15	147	59.71	146	1:56.29	104	220,29	+2:11.13	
158	110	MAGALHAE ALEXANDRE	POR 	29.74	130	54.85	115	1:53.27	108	221,27	+2:12.11	
159	106	REZEK ADAM	CZE 	30.47	139	1:00.14	148	2:11.57	106	237,57	+2:28.41	
160	138	YOUSRI JALIL ILIAS	MAR 	59.09	163	1:26.65	163	2:38.29	158	316,29	+3:47.13	
161	111	CARVER ISAAK	CAN 	39.70	160	1:18.34	162	2:38.10	160	318,10	+3:48.94	
162	163	SVOBODA BENJAMIN	CZE 	38.92	159	06.11	2	2:05.26	260	385,26	+4:56.10	
	162	LACABANNE LAUREN	ESP 	27.49	80	59.39	143	DSQ	152	Dsq		